

KEY FEATURES

- Program power: 800 / 160 W (LF / HF)
- Sensitivity: 96 / 105 dB (1W / 1m) (LF / HF)
- 4" voice coil woofer
- 2.85" voice coil compression driver
- Common ferrite magnet system design
- Demodulating rings in both LF and HF units
- Composite Titanium / Polyester HF diaphragm
- Weatherproof LF cone
- 60° coverage horn for HF dispersion control



TECHNICAL SPECIFICATIONS

Nominal diameter	300 mm	12 in
Rated impedance (LF/HF)	8 / 16 Ω	
Minimum impedance (LF/HF)	6,2 / 12,2 Ω	
Power capacity ¹ (LF/HF)	400 / 80 W _{AES}	
Program power ² (LF/HF)	800 / 160 W	
Sensitivity (LF/HF) ³	96 dB 1W / 1m @ Z _N	
	105 dB 1W / 1m @ Z _N	
Frequency range	40 - 20.000 Hz	
Recom. HF crossover	1,5 kHz or higher	(12 dB/oct min slope)
Voice coil diameter (LF/HF)	101,6 mm	4 in
	72,2 mm	2,87 in
BI factor	19,8 N/A	
Moving mass	0,066 kg	
Voice coil length	16 mm	
Air gap height	10 mm	
X_{damage} (peak to peak)	51 mm	

Notes:

¹ The power capacity is determined according to AES2-1984 (r2003) standard.

² Program power is defined as power capacity + 3 dB.

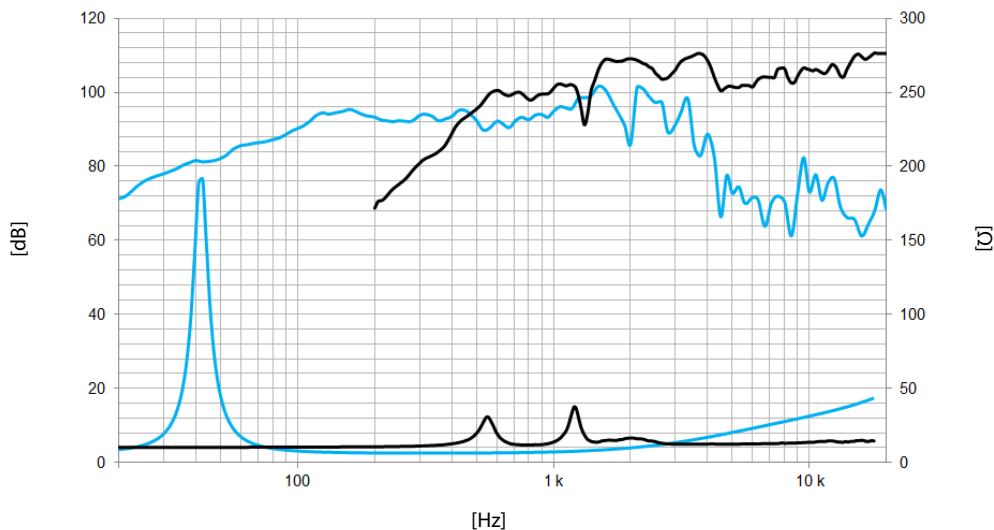
³ Sensitivity was measured at 1m distance, on axis, with 1W input, averaged in the range 1 - 7 kHz.

⁴ T-S parameters are measured after an exercise period using a preconditioning power test. The measurements are carried out with a velocity-current laser transducer and will reflect the long term parameters (once the loudspeaker has been working for a short period of time).

⁵ The X_{max} is calculated as (L_{vc} - H_{ag})/2 + (H_{ag}/3,5), where L_{vc} is the voice coil length and H_{ag} is the air gap height.

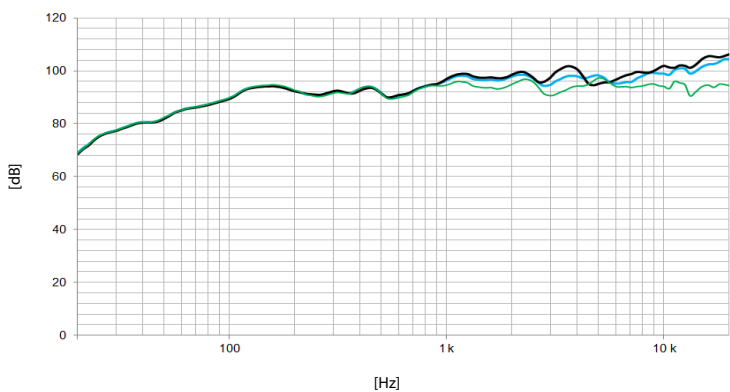
THIELE-SMALL PARAMETERS⁴

Resonant frequency, f_s	42 Hz
D.C. Voice coil resistance, R_e	6,6 Ω
Mechanical Quality Factor, Q_{ms}	7,2
Electrical Quality Factor, Q_{es}	0,26
Total Quality Factor, Q_{ts}	0,25
Equivalent Air Volume to C_{ms}, V_{as}	94 l
Mechanical Compliance, C_{ms}	220 μm / N
Mechanical Resistance, R_{ms}	2,4 kg / s
Efficiency, η₀	2,2 %
Effective Surface Area, S_d	0,055 m ²
Maximum Displacement, X_{max}⁵	6 mm
Displacement Volume, V_d	210 cm ³
Voice Coil Inductance, L_e	1,1 mH



Note: Frequency response measured with loudspeaker standing on infinite baffle in anechoic chamber, 1W @ 1m

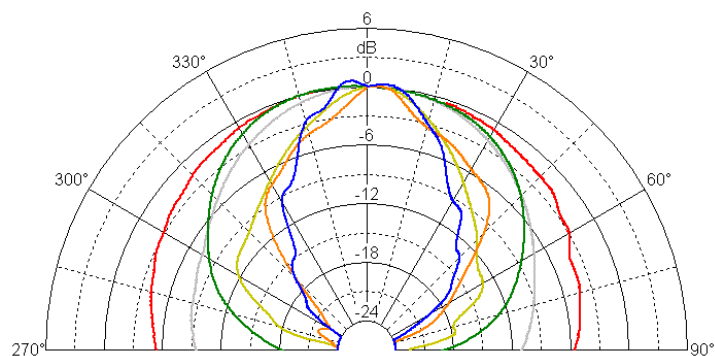
FILTERED FREQUENCY RESPONSE



— 0 degrees — 30 degrees — 60 degrees

Note: Filtered frequency response measured with loudspeaker standing on infinite baffle in anechoic chamber, 1W @ 1m using filter FD-2XA

POLAR PATTERN



— 0,5 kHz — 1 kHz — 2 kHz — 4 kHz — 8 kHz — 16 kHz

MOUNTING INFORMATION

Overall diameter	312 mm	12,3 in
Bolt circle diameter	298 mm	11,7 in
Baffle cutout diameter:		
- Front mount	283 mm	11,1 in
Depth	165 mm	6,5 in
Net weight	11,3 kg	24,9 lb
Shipping weight	11,7 kg	25,8 lb

DIMENSION DRAWING

